

# WILD HORSES

FOUR WHEEL DRIVE





Phone (209) 400-7200 Fax (209) 943-7923 www.wildhorses4x4.com

## WH A/T Shifter

#8353 Date 7/13/07 rev. 0

Thanks for purchasing the WH A/T shifter from Wild Horses Inc. We have found this shifter to function above and beyond any of the other A/T shifters on the market. For that reason it is the preferred shifter for off-road racers and rock crawlers alike. The brackets are somewhat universal but will need to be modified for use in the Bronco and a notch will need to be filed or ground into the Stock cross member.

1. Start by disconnecting the battery for safety. Next position the mounting bracket by the servo cover. Mark the spot on the cross member to grind. Now grind a notch in the cross member as shown.
2. Now drill two new holes in the bracket in-line with and above the existing holes. (same size as the others) Next grind the end off the bracket so that it will bolt up to the servo cover bolts without hitting the crossmember.



The installation in the photo shows a stock J-shift t-case. The cable should run in the same position for any t-case shifter. Note that the cable goes right between the two shift rails.